



Patient experience with dental care

Poll conducted by Morning Consult
on behalf of the PAN Foundation
October 2024

Agenda

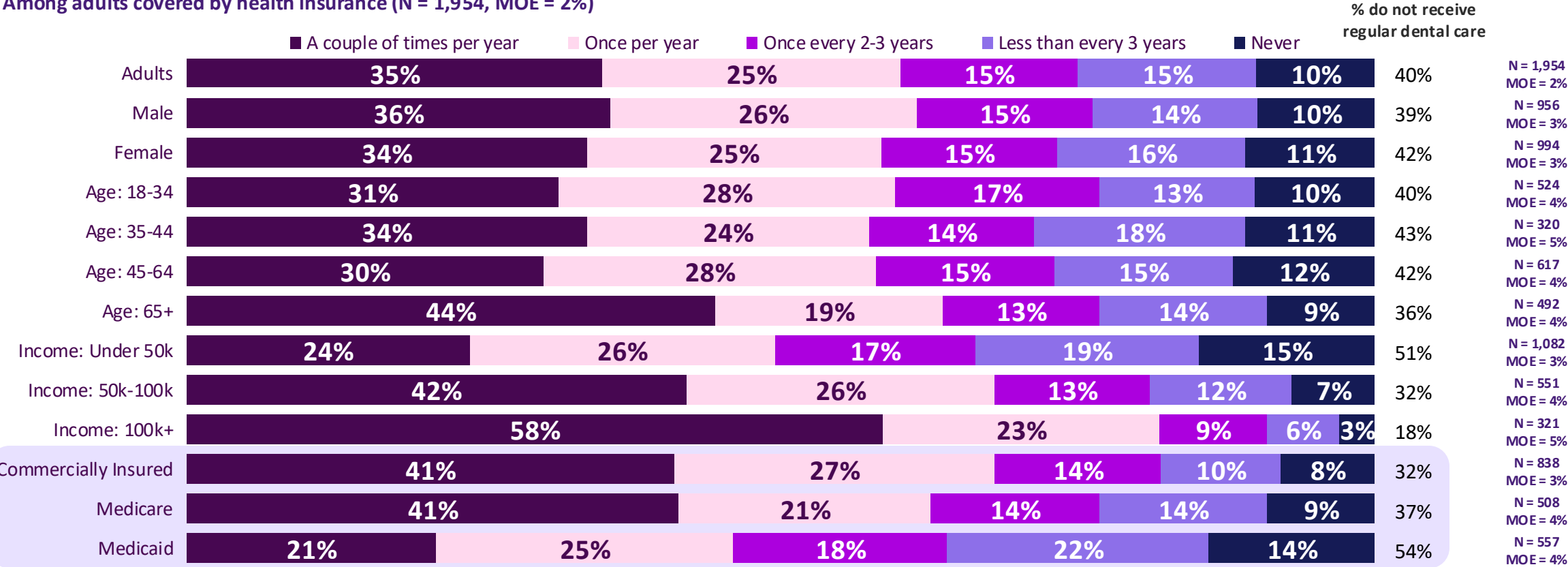
- Access to dental care
- Appendix

Access to dental care

Two-fifths (40%) of insured adults do not receive regular dental care. Among insurance types, adults with Medicaid (46%) are significantly less likely than those with Medicare (62%) and commercial insurance (68%) to visit the dentist at least once per year.

To the best of your knowledge, about how often do you visit the dentist for routine care?

Among adults covered by health insurance (N = 1,954, MOE = 2%)

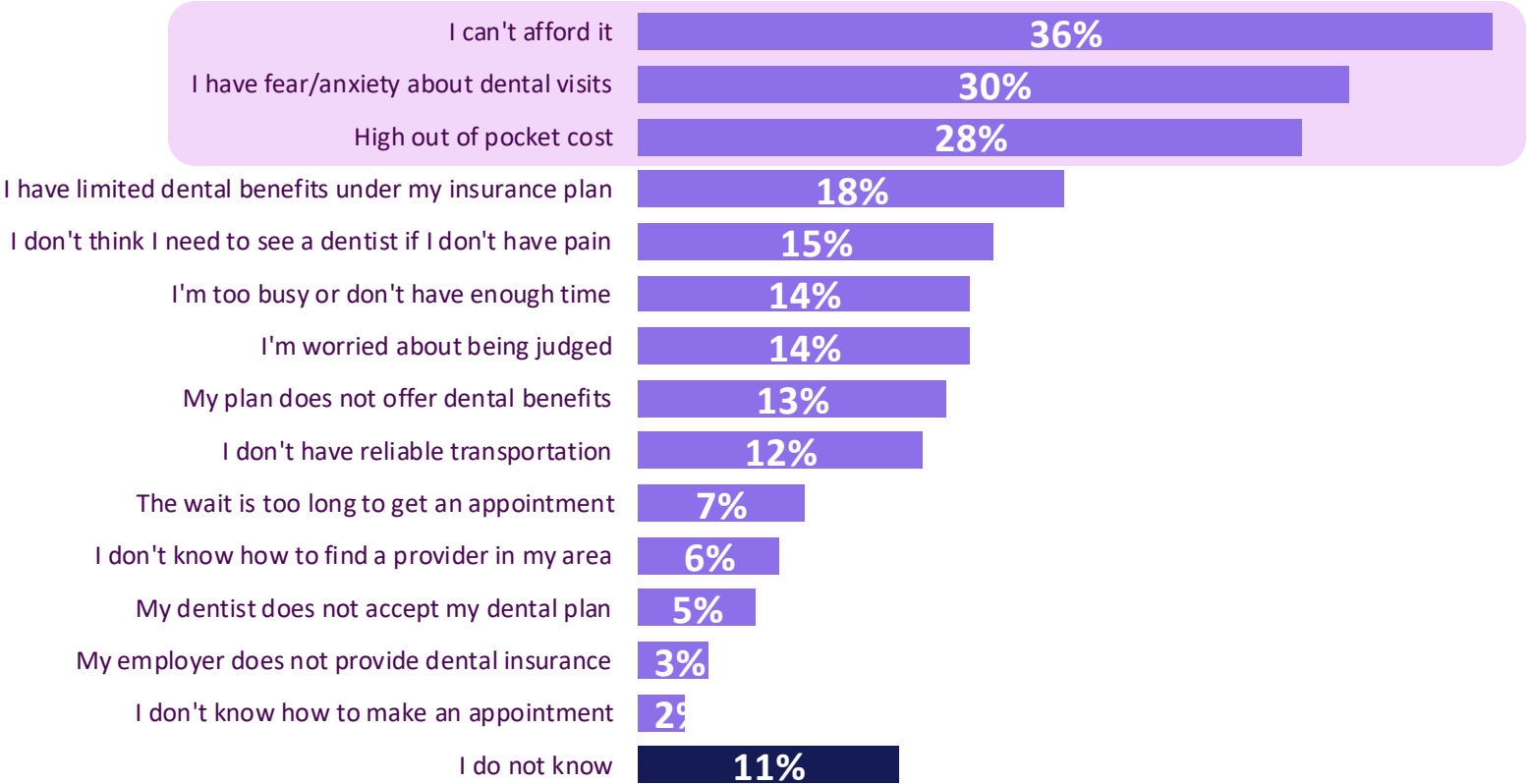


% do not receive regular dental care = once every 2-3 years + less than every 3 years + never



Among insured adults who do not receive regular dental care, one-third (36%) report it's because they can't afford it while others say they have fear/anxiety about dental visits (30%) and do not want to pay high out-of-pocket costs (28%).

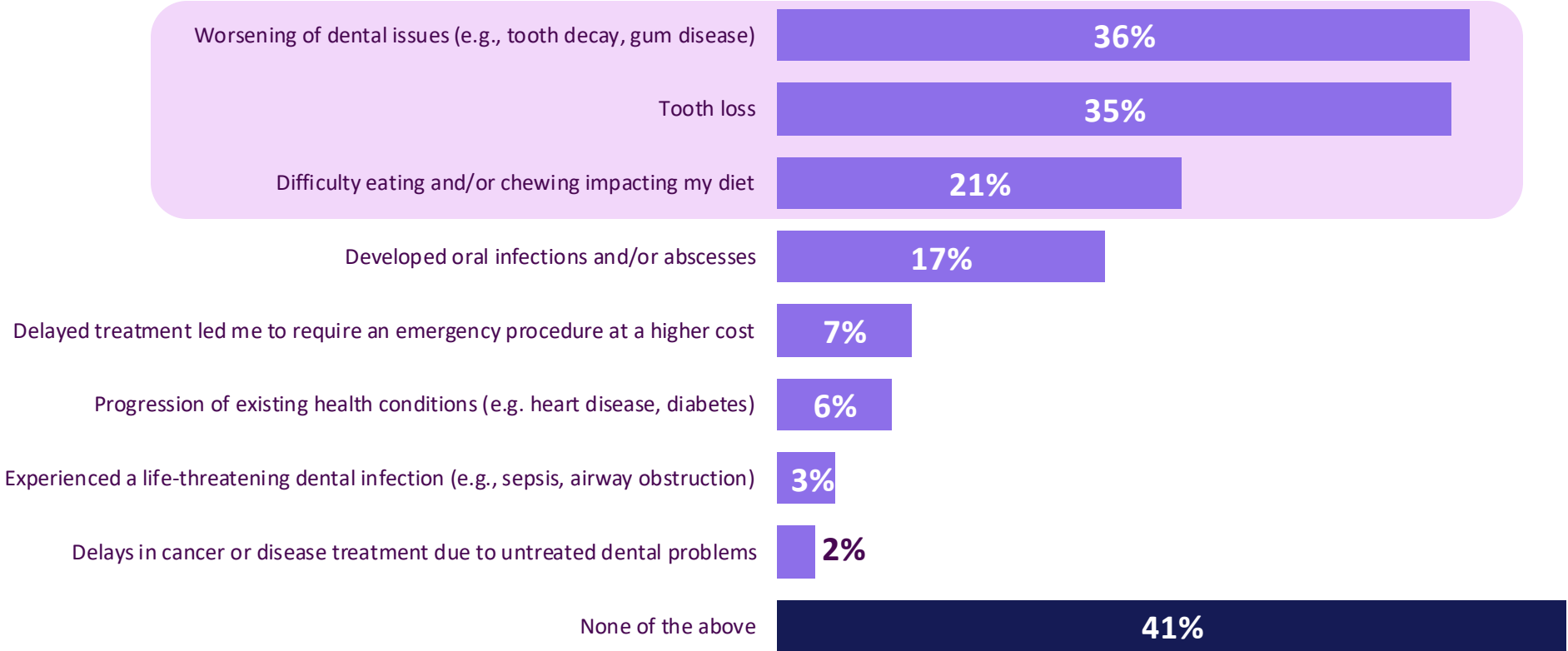
What are the main reasons why you haven't received regular dental care? Select all that apply.
 Among adults covered by health insurance do not receive regular dental care (N = 783, MOE = 4%)



% selected

One-third of insured adults without regular dental care say they have experienced worsening of dental issues (36%) and tooth loss (35%) due to not having regular access to dental care, while one-fifth (21%) have had negative impacts on their diet from difficulty eating and/or chewing.

To the best of your knowledge, have you experienced one or more of the following due to not having regular access to dental care? Select all that apply.
 Among adults covered by health insurance do not receive regular dental care (N = 783, MOE = 4%)



% selected

Women (40%) are significantly more likely than men to experience worsening of dental issues such as tooth decay and gum disease when compared to men (33%). Adults with Medicare (38%) or Medicaid (39%) are more likely than those with commercial insurance (28%) to suffer from tooth loss.

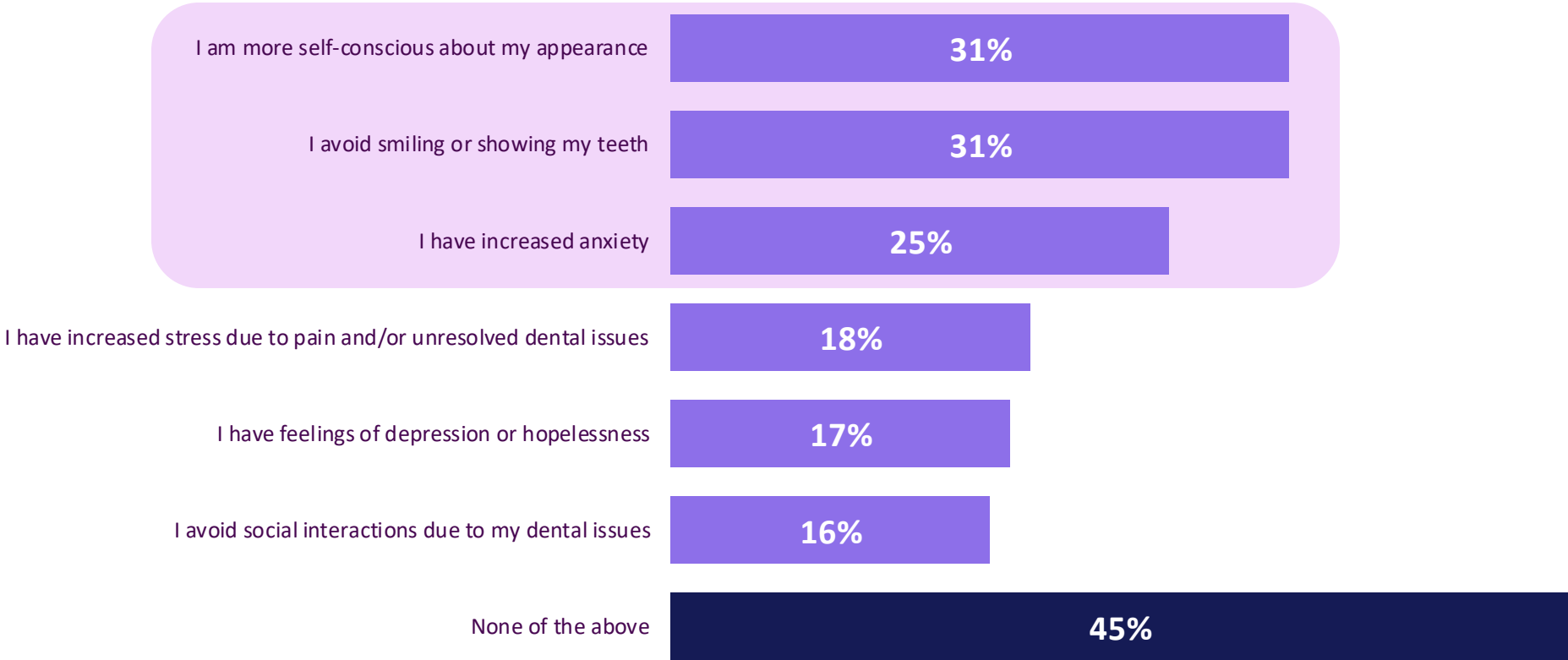
To the best of your knowledge, have you experienced one or more of the following due to not having regular access to dental care? Select all that apply.

Among adults covered by health insurance do not receive regular dental care (N = 783, MOE = 4%)

% selected	Adults N = 783, MOE = 4%	Male N = 365, MOE = 5%	Female N = 415, MOE = 5%	Age: 18-34 N = 213, MOE = 7%	Age: 35-44 N = 136, MOE = 8%	Age: 45-64 N = 255, MOE = 6%	Age: 65+ N = 178, MOE = 7%	Commercially insured N = 266, MOE = 6%	Medicare N = 192, MOE = 7%	Medicaid N = 298, MOE = 6%
Worsening of dental issues (e.g., tooth decay, gum disease)	36%	33%	40%	35%	44%	36%	33%	34%	33%	41%
Tooth loss	35%	34%	36%	30%	27%	42%	38%	28%	38%	39%
Difficulty eating and/or chewing impacting my diet	21%	22%	20%	18%	22%	23%	21%	16%	26%	23%
Developed oral infections and/or abscesses	17%	17%	15%	18%	18%	19%	12%	15%	15%	20%
Delayed treatment led me to require an emergency procedure at a higher cost	7%	7%	8%	9%	9%	4%	7%	9%	7%	6%
Progression of existing health conditions (e.g. heart disease, diabetes)	6%	4%	8%	6%	5%	9%	4%	7%	6%	5%
Experienced a life-threatening dental infection (e.g., sepsis, airway obstruction)	3%	5%	2%	4%	6%	2%	2%	4%	1%	4%
Delays in cancer or disease treatment due to untreated dental problems	2%	2%	1%	1%	3%	2%	1%	2%	1%	2%
None of the above	41%	42%	41%	46%	41%	34%	46%	43%	44%	37%

About one-third of insured adults without access to dental care say they are more self-conscious about their appearance (31%) and avoid smiling or showing their teeth (31%) while one-fourth report increased anxiety (25%) as a result of not receiving regular dental care.

How has not receiving regular dental care impacted your mental and/or emotional health? Select all that apply.
Among adults covered by health insurance do not receive regular dental care (N = 783, MOE = 4%)



% selected

Women are much more likely than men to feel more self-conscious about their appearance (35% vs. 25%), avoid smiling or showing their teeth (35% vs. 27%), and have increased anxiety (28% vs 21%) when compared to men due to not receiving regular dental care.

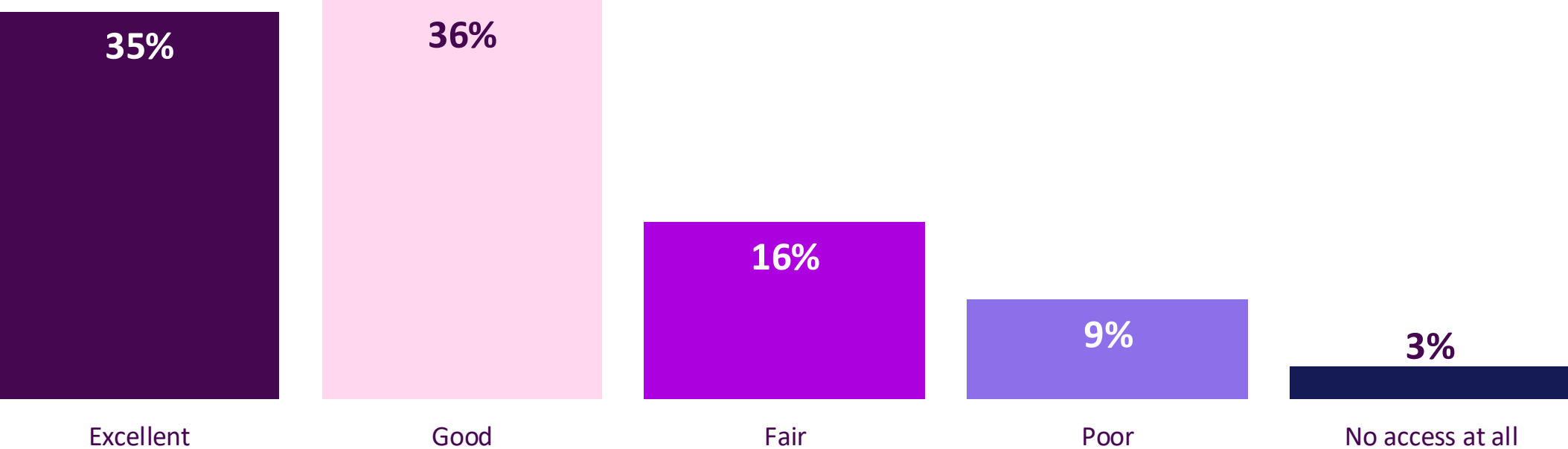
How has not receiving regular dental care impacted your mental and/or emotional health? Select all that apply.
 Among adults covered by health insurance do not receive regular dental care (N = 783, MOE = 4%)

% selected	Adults N = 783, MOE = 4%	Male N = 365, MOE = 5%	Female N = 415, MOE = 5%	Age: 18-34 N = 213, MOE = 7%	Age: 35-44 N = 136, MOE = 8%	Age: 45-64 N = 255, MOE = 6%	Age: 65+ N = 178, MOE = 7%	Commercially insured N = 266, MOE = 6%	Medicare N = 192, MOE = 7%	Medicaid N = 298, MOE = 6%
I am more self-conscious about my appearance	31%	25%	35%	32%	36%	28%	29%	28%	33%	32%
I avoid smiling or showing my teeth	31%	27%	35%	32%	38%	33%	24%	28%	27%	38%
I have increased anxiety	25%	21%	28%	26%	35%	26%	14%	24%	19%	31%
I have increased stress due to pain and/or unresolved dental issues	18%	18%	18%	23%	16%	20%	13%	15%	14%	23%
I have feelings of depression or hopelessness	17%	15%	18%	20%	21%	17%	8%	15%	12%	21%
I avoid social interactions due to my dental issues	16%	18%	14%	17%	27%	12%	13%	14%	16%	18%
None of the above	45%	50%	41%	43%	34%	43%	58%	47%	52%	37%

Appendix

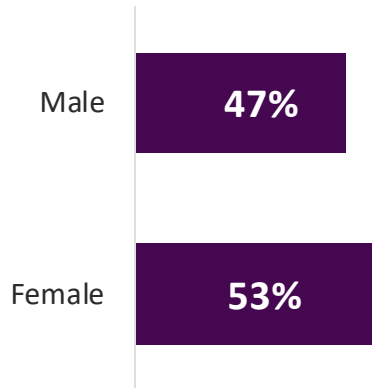
How would you rate your access to dental care?

Among adults who have Medicare (N = 508, MOE = 4%)

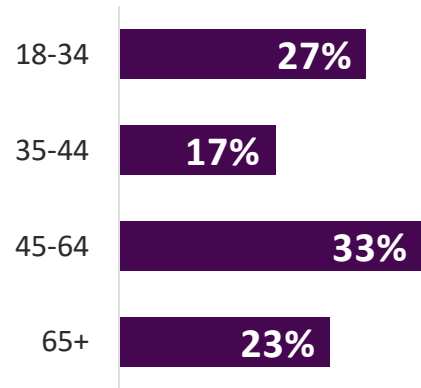


Sample distribution—adults who do not receive regular dental care

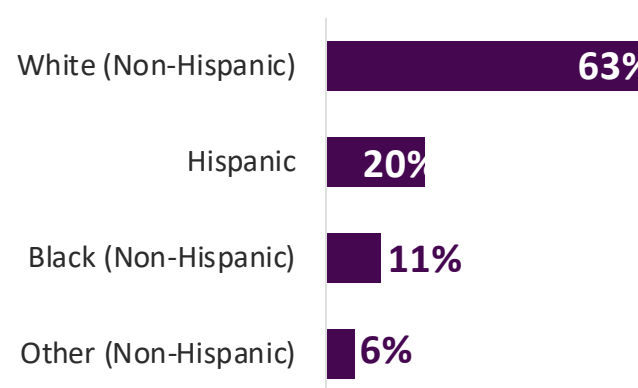
GENDER



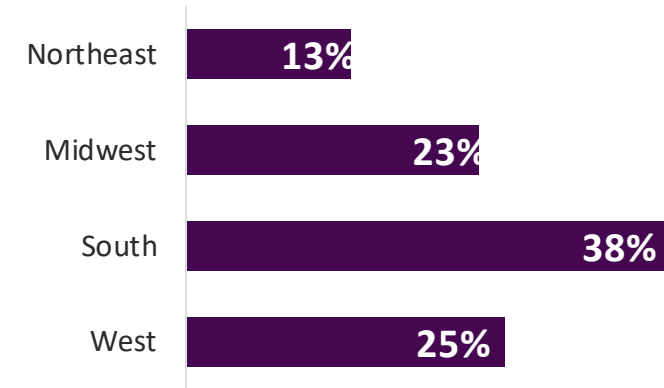
AGE



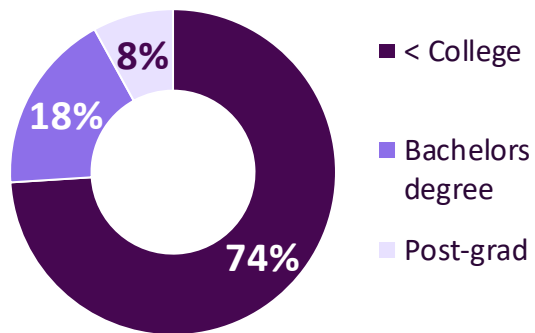
RACE/ETHNICITY



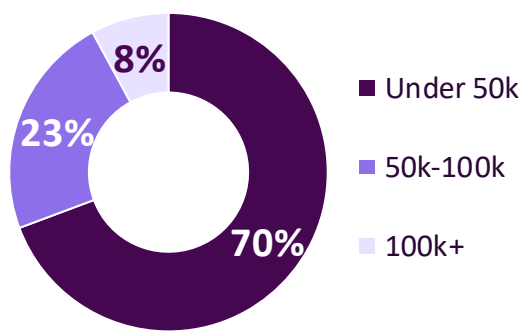
REGION



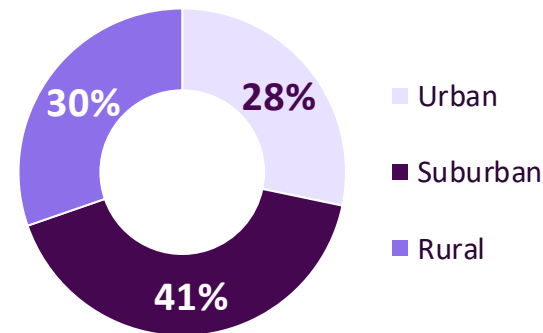
EDUCATION



INCOME



COMMUNITY



HEALTH INSURANCE TYPE

