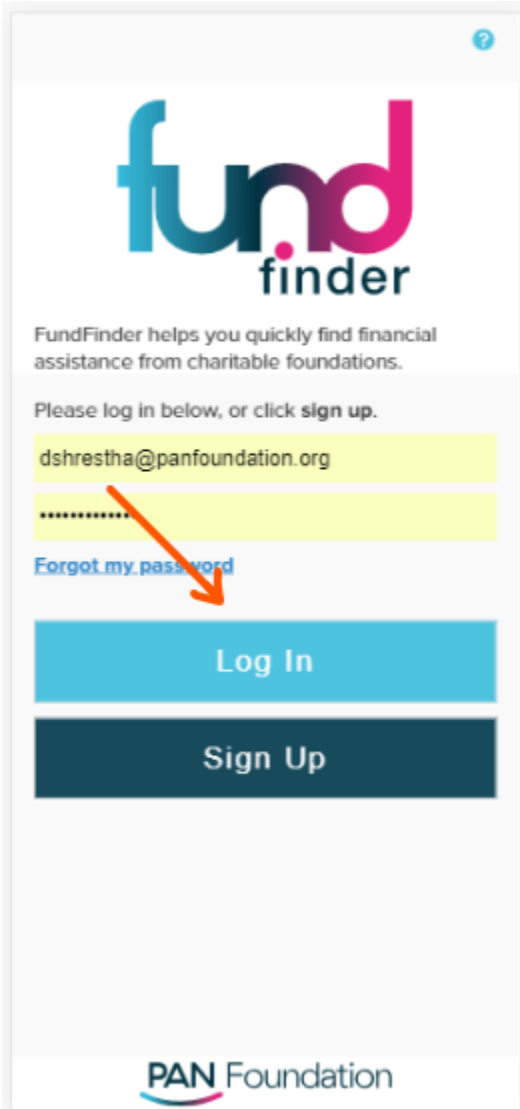


FundFinder FAQs: How to Follow a Fund to Receive Open Fund Notifications

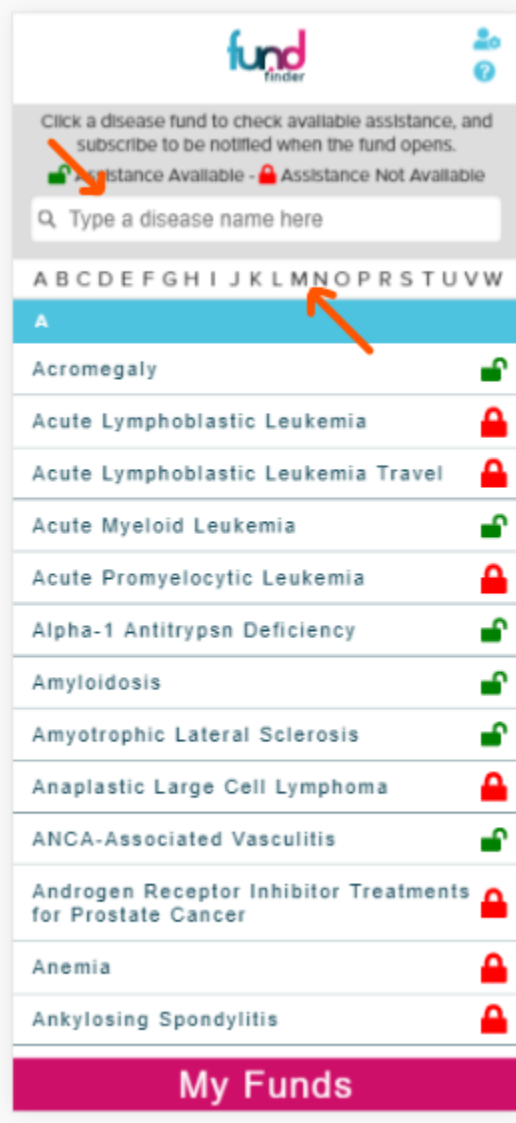
To follow a fund, you must first create an account or log in to an existing account. For detailed instructions on how to create an account, refer to our [step-by-step instructions on our FAQs page](#).

Once you have created an account:

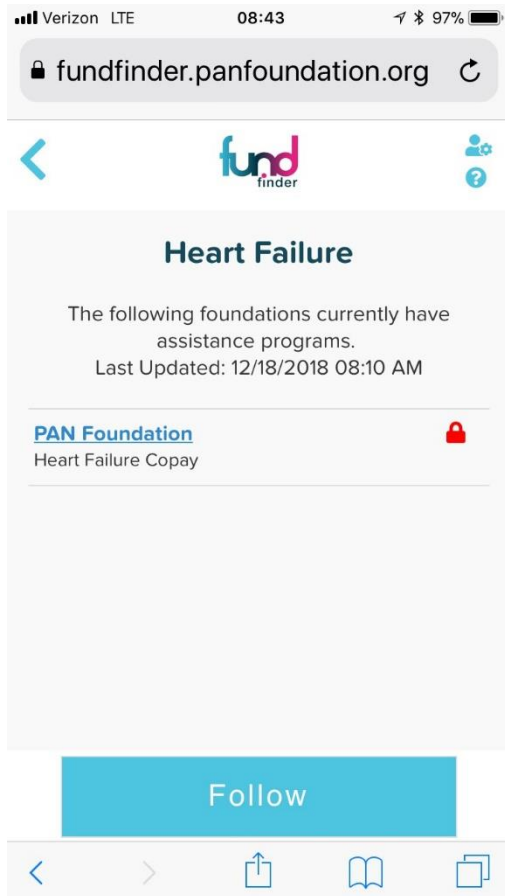
1. Visit fundfinder.panfoundation.org on any internet-enabled device. The app is not currently available in the App or Google Play Stores.
2. Log in with your activated email and password.



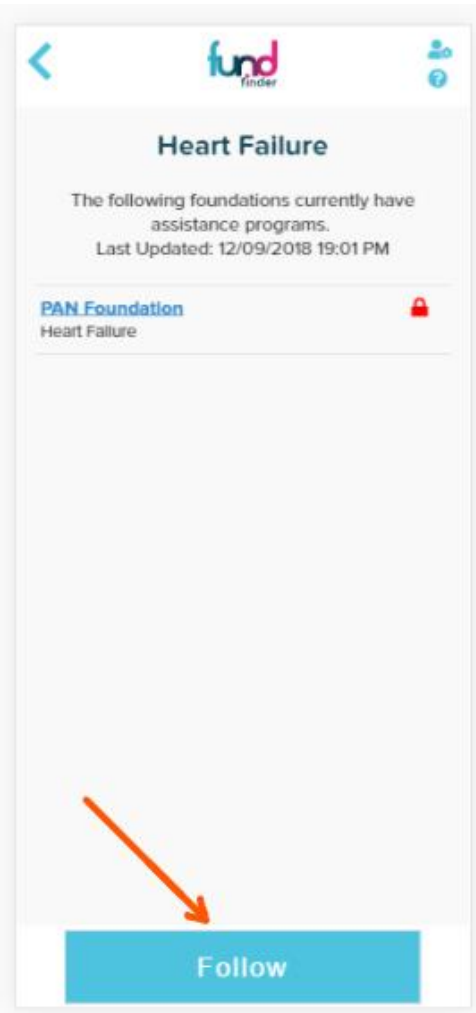
3. Once you have successfully logged in, you will be directed to the FundFinder homepage which lists disease funds alphabetically.
 - A **green unlocked icon** next to a disease fund means there is at least one foundation with available patient assistance.
 - A **red lock icon** means patient assistance is currently unavailable across all the foundations.
4. To follow a fund, first find the disease fund for which you wish to receive notifications. To explore the listed disease funds, you may:
 - Scroll up and down the list
 - Click on the letter of the alphabet that the disease fund begins with
 - Make a search entry using the **Type a disease name here** field



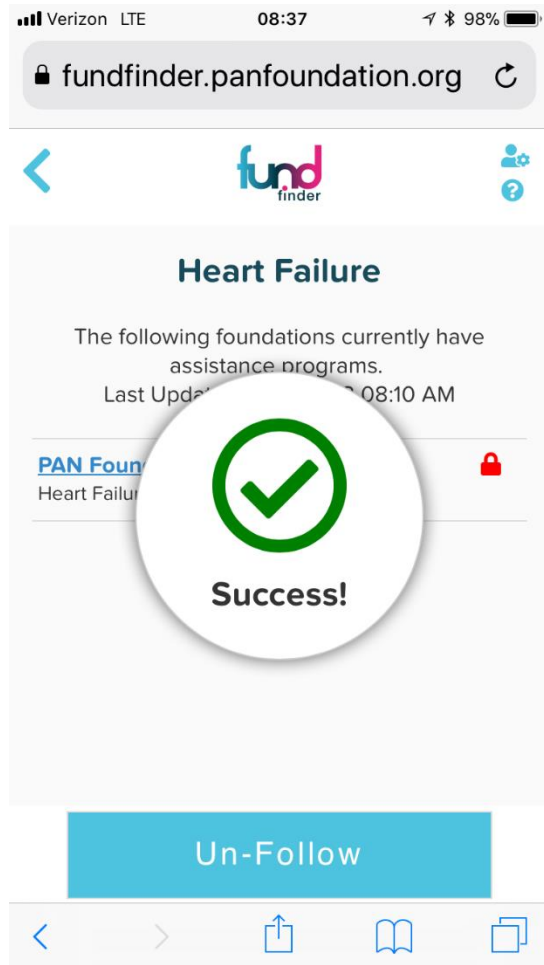
- Once you have located a disease fund you wish to follow, click on the name of the disease fund to see details.



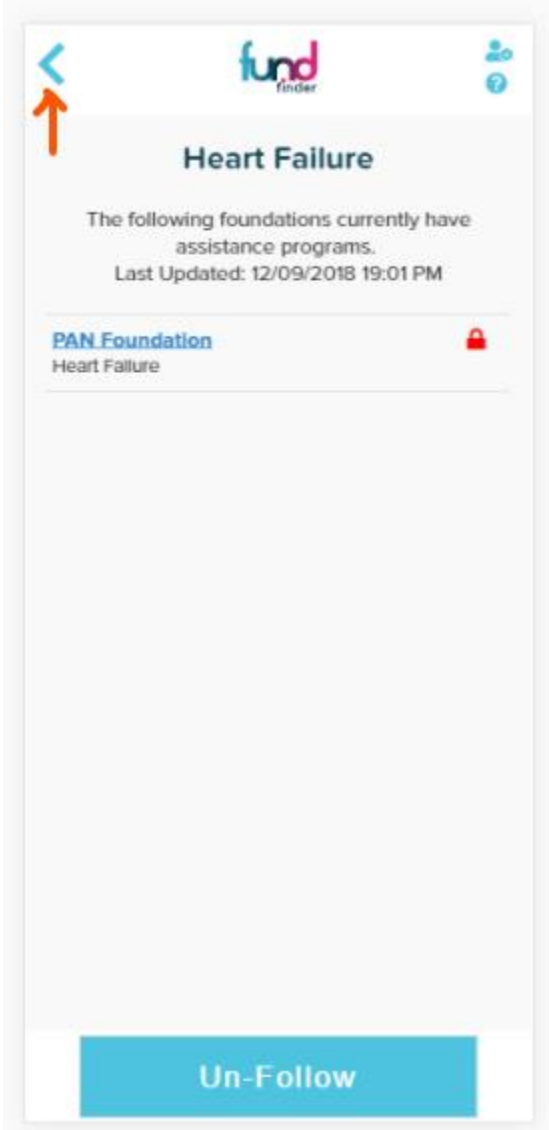
6. Within the disease fund details, click **Follow** to receive email or text message notifications when that disease fund opens.



7. When you have successfully followed the fund, a **green checkmark icon** will appear.



- To return to the homepage, click the **back icon**.



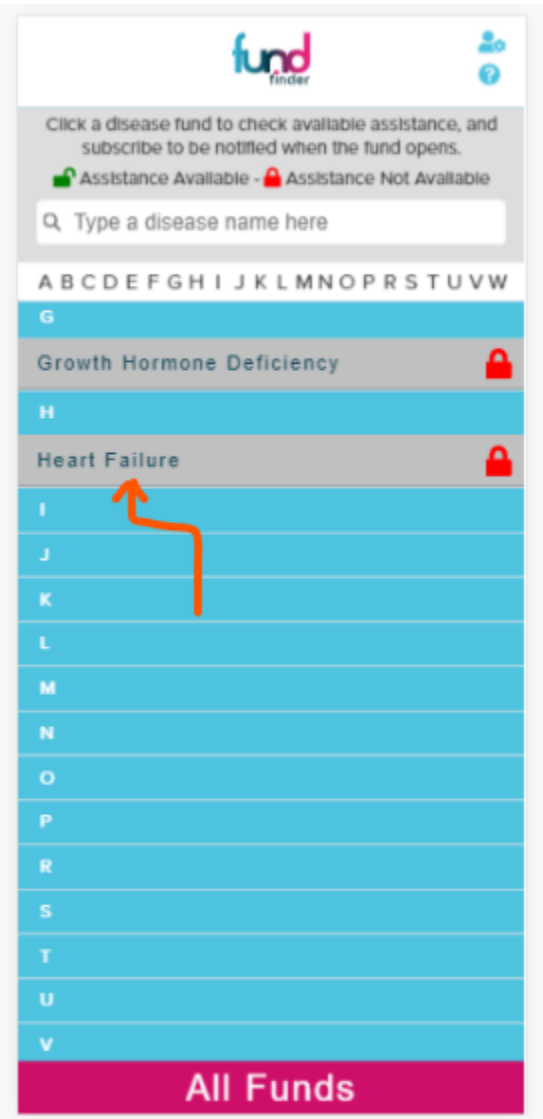
9. To see a complete list of the disease funds you are following, click **My Funds** at the bottom of the homepage.

The screenshot shows the 'fund finder' website interface. At the top, there is a logo for 'fund finder' and a user profile icon. Below the logo, a grey banner contains the text: 'Click a disease fund to check available assistance, and subscribe to be notified when the fund opens.' Underneath this banner, there is a legend: a green padlock icon for 'Assistance Available' and a red padlock icon for 'Assistance Not Available'. A search bar with the placeholder text 'Type a disease name here' is located below the legend. A navigation bar with letters 'A' through 'W' is present, with 'A' highlighted in blue. Below the navigation bar is a list of disease funds, each with a name and a status icon (green or red padlock). The funds listed are: Acromegaly (green), Acute Lymphoblastic Leukemia (red), Acute Lymphoblastic Leukemia Travel (red), Acute Myeloid Leukemia (green), Acute Promyelocytic Leukemia (red), Alpha-1 Antitrypsin Deficiency (green), Amyloidosis (green), Amyotrophic Lateral Sclerosis (green), Anaplastic Large Cell Lymphoma (red), ANCA-Associated Vasculitis (green), Androgen Receptor Inhibitor Treatments for Prostate Cancer (red), Anemia (red), and Ankylosing Spondylitis (red). An orange arrow points from the 'Ankylosing Spondylitis' row down to a pink button at the bottom of the page labeled 'My Funds'.

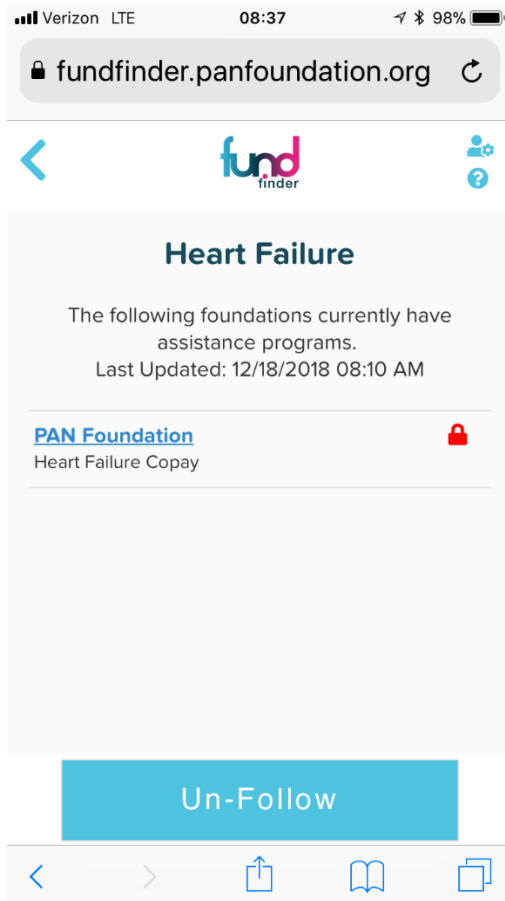
Letter	
A	
Acromegaly	Assistance Available
Acute Lymphoblastic Leukemia	Assistance Not Available
Acute Lymphoblastic Leukemia Travel	Assistance Not Available
Acute Myeloid Leukemia	Assistance Available
Acute Promyelocytic Leukemia	Assistance Not Available
Alpha-1 Antitrypsin Deficiency	Assistance Available
Amyloidosis	Assistance Available
Amyotrophic Lateral Sclerosis	Assistance Available
Anaplastic Large Cell Lymphoma	Assistance Not Available
ANCA-Associated Vasculitis	Assistance Available
Androgen Receptor Inhibitor Treatments for Prostate Cancer	Assistance Not Available
Anemia	Assistance Not Available
Ankylosing Spondylitis	Assistance Not Available

My Funds

10. Within My Funds you will be able to review the funds you follow. To return to the homepage, click **All Funds** at the bottom of the screen.



11. To stop receiving notifications for a disease fund, you may unfollow the fund by clicking **Un-Follow** within the disease fund details.



12. When you have successfully unfollowed a disease fund, a **green checkmark icon** will appear.

